



Related Links:

[Sign Posts & Hardware](#)
[Sign Menu](#)

SIGNFIX

In addition to standard mounting hardware, we are proud to offer SIGNFIX Engineered Modular Sign Support Systems.

- Oversize Street Name Signs
- Mast Arm Signs
- Informational Signs



VHB TAPE

Available in 3/4", 1", 2" x 108 ft. (36 yds.)

- 3/4" x 36 yds #16621000
- 1" x 36 yds #16621100
- 2" x 36 yds #16621200



TRAFFIC SAFETY SUPPLY COMPANY

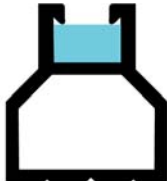
EXTRUSIONS

Medium extrusions are for signs from 3' to 18'



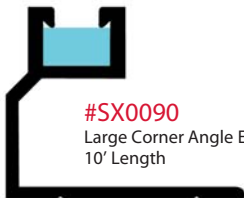
#SX0073
Medium Extrusion
10' Length

Large Extrusions are for signs from 10' to 30' wide.



#SX0130
Large Extrusion
10' Length

Large Corner Angle Extrusions are for signs 10' to 30' wide.



#SX0090
Large Corner Angle Extrusion
10' Length



Palo Alto, California used Medium Channel and Universal Channel Clamps to offset mount this 4' x 5' guide sign. Installation time was less than 5 minutes.



These 10' wide, 18" tall signs were installed using Medium Channel and Universal Channel Clamps. Installation was less than 5 minutes per sign.



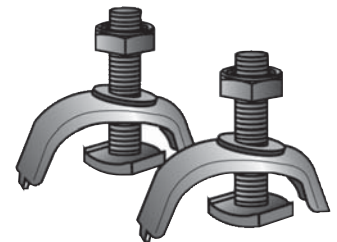
This 4' x 4' x .080 gauge aluminum sign was installed in less than 5 minutes using signfix Large Corner Angle Channel and Universal Channel Clamps.



This 2' x 8' sign has been offset 2/3rds and mounted to the pole using Signfix Large Corner Angle Channel and Universal Channel Clamps. The bottom 2' x 6' sign was installed the same way. Installation time for both signs was less than 15 minutes.



These oversized guide signs were mounted to the mast arm using Signfix Medium Channel and Universal Channel clamps. The largest sign is 6' x 6'.



FOR FLANGED POSTS:

RSJ Clamps with Lip-Lock bolt

For I-Beam or U-shaped flanged posts. Attach one to each side of post with included bolt assembly. #SX0067




Universal Channel Clamp

For any diameter post attached with Band-It stainless steel band and buckle #SX0220

Threaded Stud

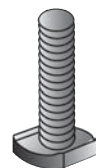
For attaching extrusions to square wood posts or pre-punched steel or aluminum posts.

- 5" threaded stud #SX0084
- 7" threaded stud #SX0085
- Insert Plate #SX0069



Lip-Lok Bolt

Shape of head provides maximum contact with inside of extrusion channel for superior holding power.



1-7/16" bolt, nut, washer #SX0121